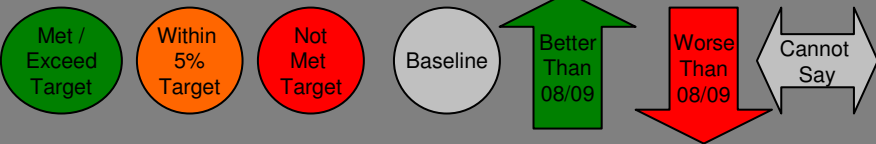









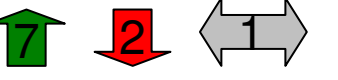


LAA Performance Report: Latest performance 2009/10

June 2010

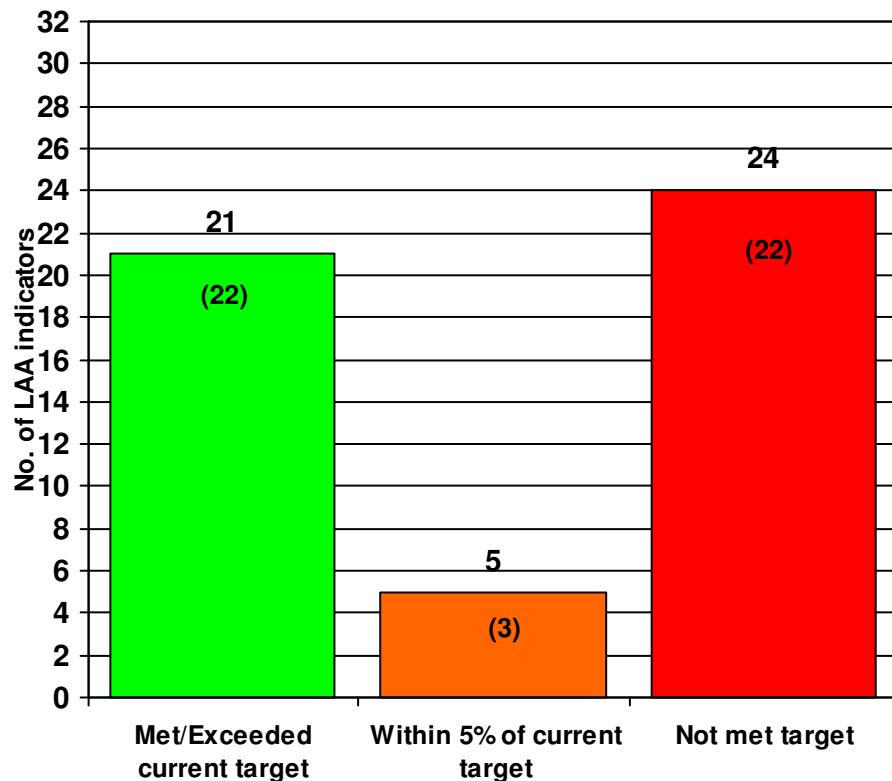
Thematic Partnership	Key Exception Messages 	Q4 09/10 Performance
Safer Communities	<ul style="list-style-type: none"> - Rate of hospital admissions for alcohol related harm continues to rise. It is worse than same period last year and has not met its year end 09/10 target. - All drug users in effective treatment has met its year end 09/10 target and is performing better compared to same period last year. - People killed or seriously injured in road traffic accidents has not met its year end target but is performing better than same period last year. - Serious acquisitive crime rate has achieved target and is better than same period last year. - Assault with injury crime rate has moved into amber status from green in Q3 09/10. 	<p>Current progress</p> <p></p> <p>Direction of travel</p> <p></p> <p>Inc. NI 1 and 1 same as last year</p>
Children's Trust	<ul style="list-style-type: none"> - Services for disabled children has met its 09/10 target. It is the best nationally and better than last year. - Young people's participation in positive activities has decreased and below the national average. It has not met its year end 09/10 target. - Children who have experienced bullying has decreased significantly from last year, and is better than national average. It has met its year end 09/10 target. - Secondary school persistent absence rate has decreased and has met its year end 09/10 target. This is better than the national figure. 	<p>Current progress</p> <p></p> <p>Direction of travel</p> <p></p>
Health and Wellbeing	<ul style="list-style-type: none"> - Carers receiving needs assessments unlikely to meet year end target but could perform better than Same period last year. - Adults with learning disabilities in employment has not been met - % of vulnerable people who are supported to maintain independent living has exceeded target. - Social Care clients receiving Self Directed Support is not meeting target but good progress is being made with 934 assessments. 	<p>Current progress</p> <p></p> <p>Direction of travel</p> <p></p>
Culture	<ul style="list-style-type: none"> - Derbyshire has moved up from bottom to third quartile as other County Council areas library usage has fallen at a greater rate. It is not meeting target, though and not predicted to meet 2010/11 LAA target. - Adult participation in sport's direction of performance is better and has moved from bottom to second quartile compared to other County Council areas. It is within 5% of target but not predicted to meet 2010/11 LAA target. 	<p>Current progress</p> <p></p> <p>Direction of travel</p> <p></p>
Sustainable Communities	<ul style="list-style-type: none"> - % of small businesses in an area showing employment growth has achieved target and performing better - Non principal classified roads where maintenance should be considered has met target and performing better. However, if all other County Councils meet their year end 09/10 target, Derbyshire will remain in the bottom quartile. - Municipal waste land filled has not met its year end 09/10 target but performing better. If all other County Councils met their year end 09/10 target, Derbyshire will be in the bottom quartile. - Working age people claiming out of work benefits in the worst performing neighbourhoods has met target but performing worse than previous year. - Per capita reductions in CO2 has met target and Derbyshire is on course to achieve their target of level 2 for planning to adapt to climate change. 	<p>Current progress</p> <p></p> <p>Direction of travel</p> <p></p>

Summary including mandatory educational targets

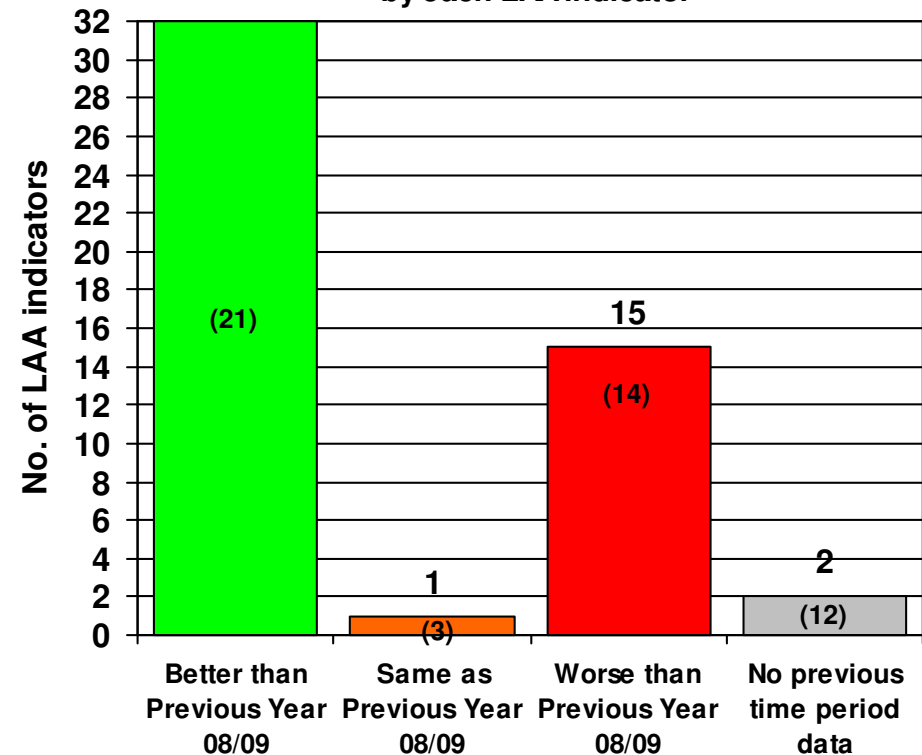


Derbyshire is currently meeting 21 out of its 50 LAA indicators, with another 5 targets within 5%.
 Direction of performance is split between 32 doing better and 15 worse.
 Previous Quarter performance can be seen in brackets on bar charts.

Latest performance 09/10 compared to target for each LAA indicator



Latest performance 09/10 direction of performance (current compared to previous years period 08/09) by each LAA indicator



Safer Communities: LAA Exceptions



Key Exception Messages:

Rate of hospital admissions for alcohol related harm continues to rise. It is worse than same period last year and has not met its year end 09/10 target. .

All drug users in effective treatment has met its year end 09/10 target and is performing better compared to same period last year.

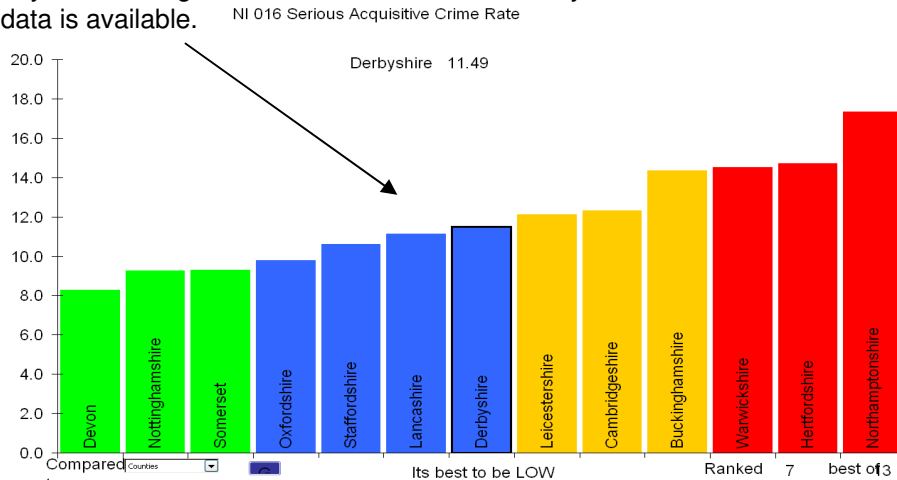
People killed or seriously injured in road traffic accidents has not met its year end target but is performing better than same period last year.

Serious acquisitive crime rate has achieved target and is better than same period last year.

Assault with injury crime rate has moved into amber status from green in Q3 09/10.

Serious acquisitive crime rate (NI 16)

Has exceeded its year end target of 11.4 crimes per 1,000 population with a performance of 10.13. This is better than the same period last year of 11.72. Good practise is now being shared among Districts. Projects and initiatives are shared among District CSO's and Partnership Sergeants and NIM tasking meetings address immediate problems. Final performance will put Derbyshire in the second quartile of all County Council areas if all others meet their end of year LAA targets. This will be confirmed in May when PwC benchmark data is available.

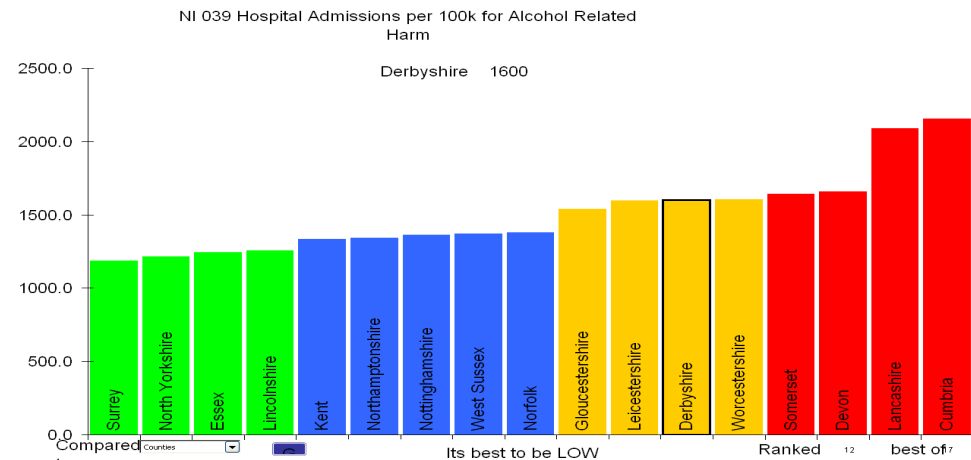


People killed/seriously injured in road traffic accidents (NI 47)

Has not met target but is performing better than same period last year and is within 5% of target and therefore shows amber status. During Jan to Dec 2009, there were 449 people killed or seriously injured. Over a 3 year period (which the LAA target is set against) there has been an average of 456 casualties against a target of 437.

Rate of hospital admissions per 100,000 for alcohol related harm (NI 39)

Has not met target and performing worse compared to same period a year ago. Projections show Derbyshire will not meet its 2010/11 LAA target either. Over 70 workstreams through the partnership are underway. The recent Joint Strategic Needs Assessments has recommended further actions within existing resources. If all other County Councils meet their 09/10 target, Derbyshire will stay in the bottom quartile and not move into third as would have done if they had reached their target of 1680.



All drug users in effective treatment (CXLP 139)


Has met its year end 09/10 target and is performing better compared to same period a year ago.

Safer Communities: LAA Overall




Current Performance – Quarter 4 2009/10:

Versus target, performance is getting better in 5 of the LAA indicators attributed to the Safer Communities.



Directionally, performance is getting better in 8 of the LAA indicators attributed to the Safer Communities.



Link to LAA priorities:

Achieve further reductions in crime and fear of crime has 3 Green (NI 16, 32 and LI 1) and 1 Red (NI 18). Direction of performance is **better** for 4 indicators but **worse** for NI 32.

Reduce harm caused by drugs and alcohol has 1 Green (LI 2) and 1 Red (NI 39). Direction of performance is **better** for LI 2 but **worse** for NI 39.

Reduce anti-social behaviour has 1 Red (NI 27), which is in the bottom quartile compared to other County Council areas. However, the 2009 Derbyshire Resident Survey reported an increase from 20% to 23%.

Reduce the number of accidents and primary fires has 1 Green (NI 49) and 1 Amber (NI 47). Direction of performance is **better** for NI 49. Derbyshire is **performing better** than other benchmarked County Council areas in NI 47

Also contains cross cutting indicator of % of people who believe people from a different background get on well together in their local area, which is **Amber**.

Children's Trust: LAA Exceptions



Key Exception Messages:

Services for disabled children has met its 09/10 target. It is the best nationally and better than last year.

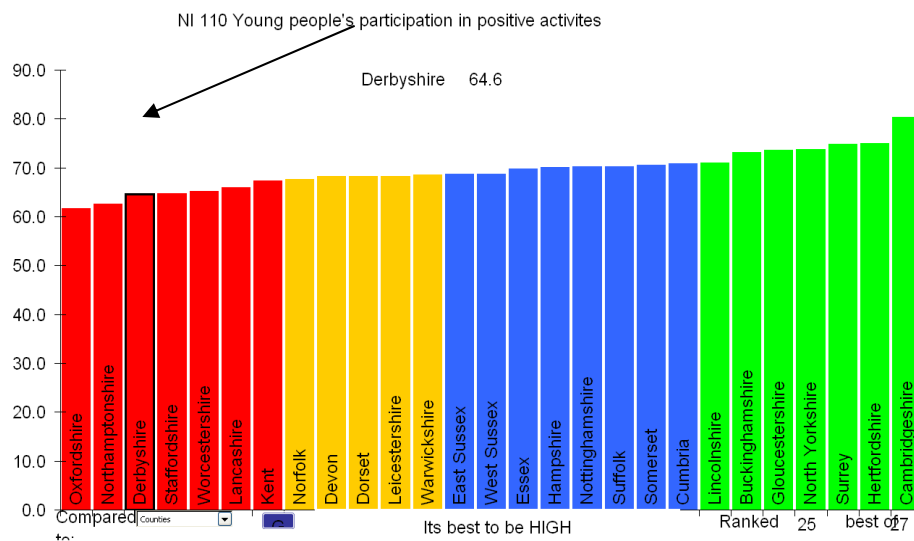
Young people's participation in positive activities has decreased and below the national average. It has not met its year end 09/10 target.

Children who have experienced bullying has decreased significantly from last year, and is slightly worse than national average. It has met its year end 09/10 target.

Secondary school persistent absence rate has decreased and has met its year end 09/10 target. This is better than the national figure.

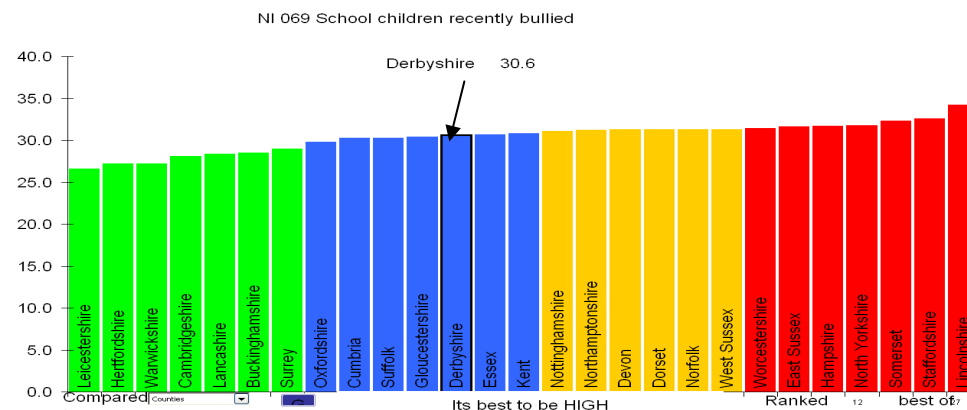
Young people's participation in positive activities (NI 110)

Has not met year end target with 64.6% v 76.5% and is worse compared to same period last year (68.9%). This puts Derbyshire in the bottom quartile of County Councils and 3% off the bottom of the third quartile. Derbyshire has actually fallen down the rankings in the bottom quartile compared to year end 2008/09.



Children who have experienced bullying (NI 69)

Has met year end target of with 30.6% v 49.1% and is better than previous year end (54.1%). This moves Derbyshire up from 3rd quartile in 2008/09 to 2nd quartile in 2009/10. Derbyshire are 1.6% off a top quartile position.



Secondary school persistent absence rate (NI 87)

Has met year end target of with 4.7% v 5.0% and is better than previous year end (5.3%). This is better the national figure of 4.9%. This improvement may mean a move from current 3rd quartile position into 2nd if all other authorities performances remained the same. However, this cannot be analysed in year end PwC benchmarking data is available in May 2010.

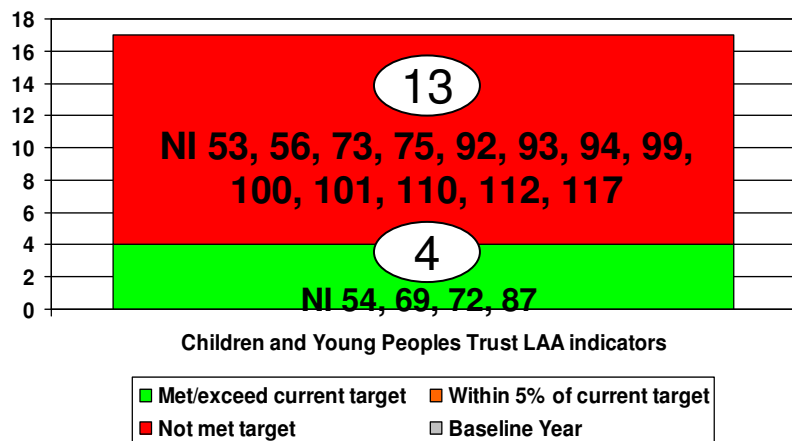
Services for disabled children (NI 54)

Has met year end target with 68% v a target of 60% and is better than previous year end (57%). This is better the national figure of 61%. It is also the best performance nationally.


Children's Trust : LAA Overall

Current Performance – Quarter 4 2009/10:

Currently exceeding/meeting 4 LAA targets inc educational targets.



8 indicators have a better direction of travel.



Link to LAA priorities:

Reduce health inequalities has 1 Red (NI 53). Direction of performance is **worse**. Derbyshire is **performing worse** than other benchmarked County Council areas.

Tackle obesity has 1 Red (NI 56) and direction of performance is **worse**. Derbyshire is performing **better** than other benchmarked County Council areas.

Reduce bullying has 1 Green (NI 69). Direction of performance is **better** and is in the third quartile compared to other County Council areas.

Increase participation of young people in positive activities has 1 Red (NI 110) and would move from bottom to second quartile if meet 2010 LAA target.

Reduce teenage conceptions has 1 Red (NI 112). Direction of performance is **better**. Derbyshire is **performing better** than other benchmarked County Council areas.

Increase the number of young people participating in education, training and employment has 1 Red (NI 117). Direction of performance is **worse** and has not met 2010 LAA target.

Improve the quality of services for disabled children has 1 Green (NI 54). Derbyshire is best performing nationally.

Mandatory Educational targets has 2 Green and 8 Red. Direction of performance is better in 5 NI's, 3 of which are from indicators not on target currently. However, 7 of the 10 comparable indicators will be in the top quartile if meet 2010 targets.

Health and Wellbeing: LAA Exceptions



Key Exception Messages:

Carers receiving needs assessments unlikely to meet year end target but could perform better than same period last year.

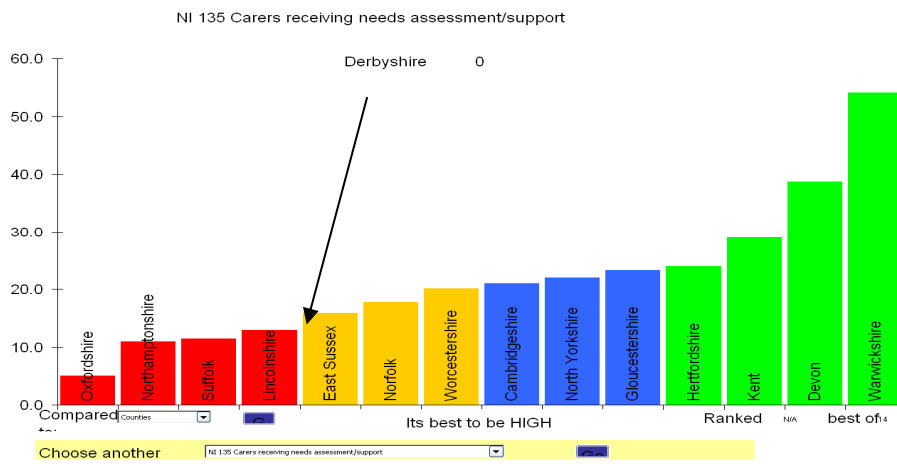
Adults with learning disabilities in employment has not been met

% of vulnerable people who are supported to maintain independent living has exceeded target.

Social Care clients receiving Self Directed Support is not meeting target but good progress is being made with 934 assessments.

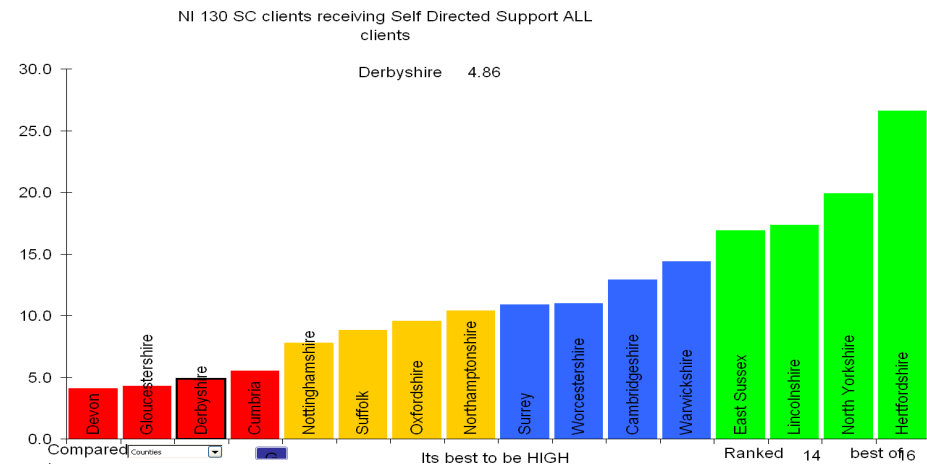
Carers receiving needs assessments (NI 135)

Target unlikely to be met but good progress is being made and the year end outturn may exceed the outturn for 08/09. However, the denominator has still to be calculated, which may change the year end result. A number of actions have recently taken place to raise the profile of carer services and it is anticipated that performance will improve in 2010/11. Note that the denominator may change for this indicator once the final outturn has been calculated. This will cause the year end result to change from this interim position. Current position places Derbyshire at the bottom of the third quartile.



Social care clients receiving self directed support (NI 130)

is not meeting target however direct payments target has been met. SDS is being rolled out and high priority is being given to this. Good progress has been made with 934 assessments started to date. Note that the denominator may change for this indicator once the final outturn has been calculated. This will cause the year end result to change from this interim position. Current performance puts Derbyshire in the bottom quartile, however.



Adults with learning disabilities into employment (NI 146)

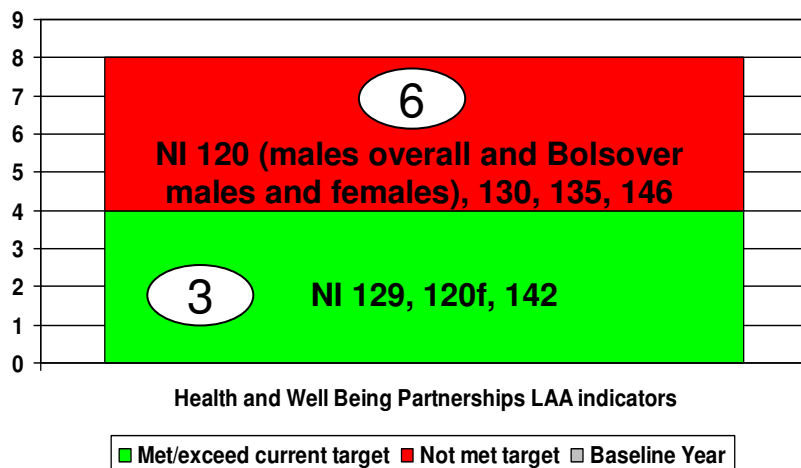
Over the past twelve months we have seen a significant increase in the number of people with learning disabilities in paid employment. The target for the year 2009-10 has not been met, but we believe we will meet the target for the end of the PSA period of March 2011 on the basis of improvements in outcomes over the last three months. A project to provide intensive support to help people with learning disabilities find paid work has contributed to improved job outcomes and funding is secured until the end of 2011 (calendar year). Barriers faced by disabled people applying jobs with the Council were identified and an action plan is in place. The Disability Employment Project has piloted an approach to recruitment of people with learning disabilities based on nationally recognised good practice. Work is taking place across the Council to look at extending this approach. Plans are also in place to work with other LAA partners and get them to adopt a more pro-active approach to recruiting people with learning disabilities.

Health and Wellbeing: LAA Overall

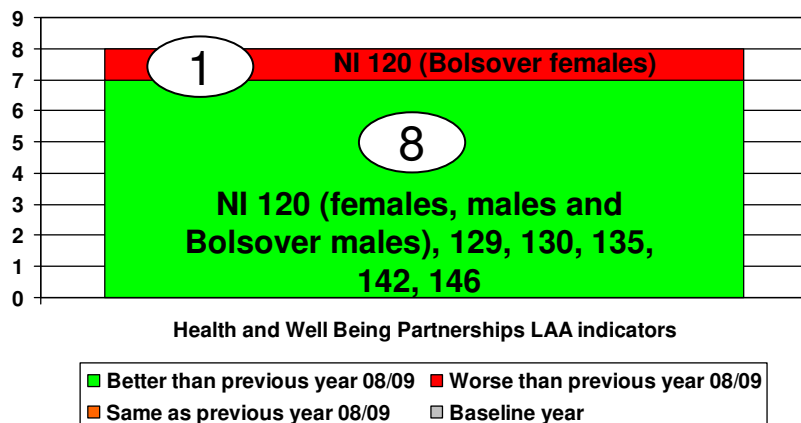


Current Performance – Quarter 4 2009/10:

Currently exceeding/meeting 3 LAA targets.



Directionally, 5 indicators are improving.



Link to LAA priorities:

Improve the health and life expectancy of people in Derbyshire has 1 green and (NI 120 females) and 3 Red (NI 120 males overall and Bolsover males and females). Direction of performance is **better** for females and males both in Derbyshire and Bolsover but **worse** for Bolsover females. Derbyshire is **performing better** than other benchmarked County Council areas and would move into the 2nd quartile for both males and females if 09/10 LAA target is met.

Improve end of life care has 1 Green (NI 129). Although performing better compared to other County Council areas Derbyshire **will remain** in the second quartile if 2009/10 LAA target is met.

Support people to live independently has 1 Red (NI 130). Direction of performance is **better** for NI 130. Although performing better compared to other County Council areas Derbyshire **will remain** in the bottom quartile if 2009/10 LAA target is met.

Improve support for carers and vulnerable people has 1 Red (NI 135). Direction of performance is **better** and **performing better** than other County Council areas and would move from third to top quartile if 2009/10 LAA target is met.

Increase the number of people living independently has 1 Green (NI 142). Direction of performance is **better**. Derbyshire is **performing better** than other benchmarked County Council areas and would move from third to first quartile if 2009/10 LAA target is met.

Increase employment (in particular for disadvantaged and underrepresented groups) has 1 red (NI 146). Direction of performance is **better**. Derbyshire is **performing worse** than other benchmarked County Council areas and would stay in bottom quartile if 2009/10 LAA target is met.

Culture: LAA Exceptions



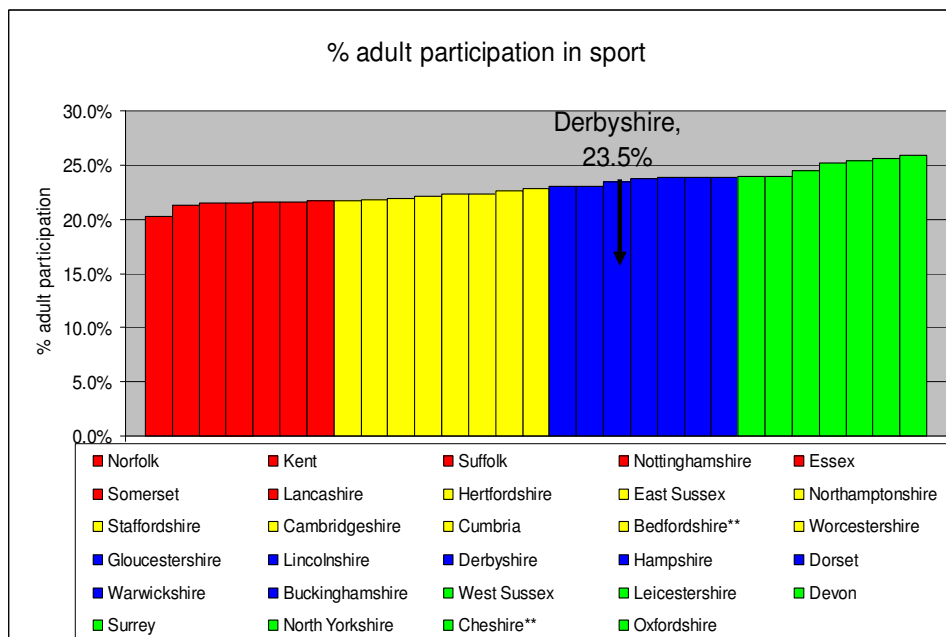
Key Exception Messages:

The percentage of the population using libraries has fallen slightly, although Derbyshire has moved up from bottom to third quartile as survey results for other County Councils have fallen at a greater rate. Derbyshire is not predicted to meet its 2010/11 LAA target, even though other measures of library usage have increased.

Adult participation in sport's direction of performance is **better** and has moved from bottom to second quartile compared to other County Council areas. It is within 5% of target but not predicted to meet 2010/11 LAA target.

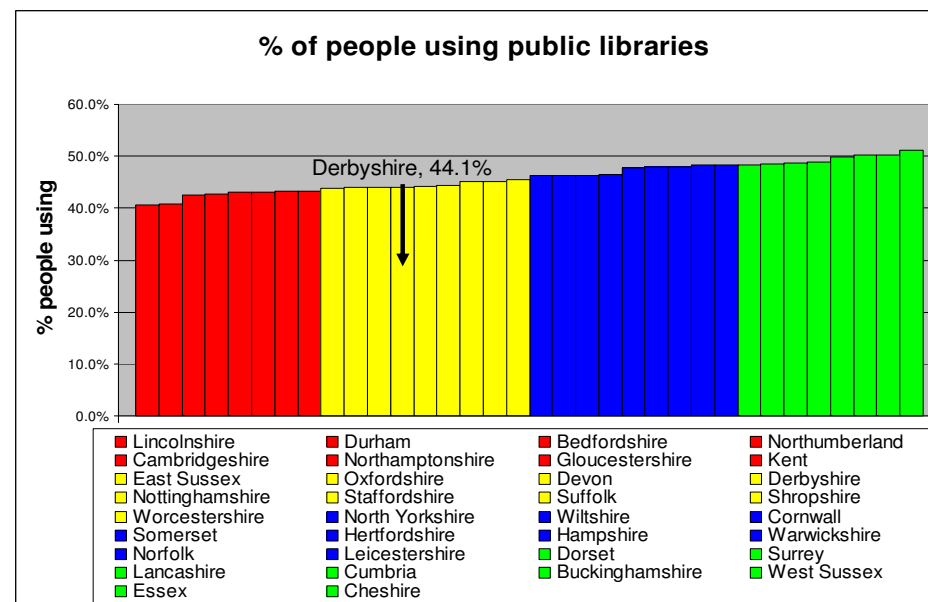
Adult participation in sport (NI 8)

Has moved from 21.2% to 23.5%. Derbyshire is the only Council to have a statistically significant increase from the previous Active People Survey. This has moved Derbyshire into the second quartile, up from the bottom. However, despite improvement it could mean not meeting the 2010/11 LAA target of 25.4%.



Use of public libraries (NI 9)

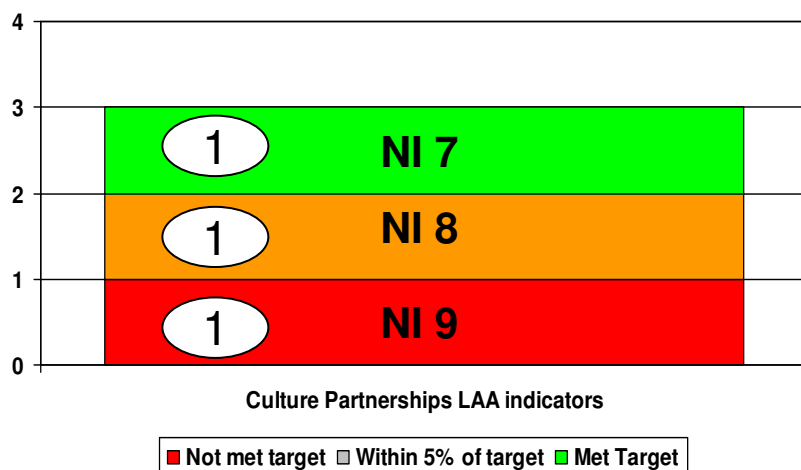
Has shown a decrease from 46.1% to 44.1% that is not statistically significant. However, this has moved Derbyshire into the third quartile, up from the bottom as other County Councils' library usage has decreased at a greater rate. The result means Derbyshire will probably not hit its 2010/11 LAA target, although other data on loans, visits and remote usage suggest that libraries have actually become busier over the last year.




Culture: LAA Overall

Current Performance – Quarter 4 2009/10:

Currently exceeding/meeting 1 LAA targets.



Directionally, 1 indicator improving.



Link to LAA priorities:

Improve access to local services and facilities has **1** red (NI 9). Direction of performance is **worse**, although the change was within the Active People Survey's confidence levels. Therefore the change was **not statistically significant**. However, Derbyshire has move up from bottom to third quartile as other County Councils' library usage has fallen at a greater rate than Derbyshire's. By contrast, other data on library business levels indicate a recent increase in usage.

Improve health has **1** amber (NI 8). Direction of performance is **better** and has moved from bottom to second quartile compared to other County Council areas.

Improve the operating environment for the third sector is **green** (NI7), and is in the bottom quartile compared to other County Council areas.

Sustainable Communities: LAA Exceptions



Key Exception Messages:

% of small businesses in an area showing employment growth has achieved target and is performing better compared to same period last year.

Non principal classified roads where maintenance should be considered has met target and performing better than same period last year. However, if all other County Councils meet their year end 09/10 target, Derbyshire will remain in the bottom quartile.

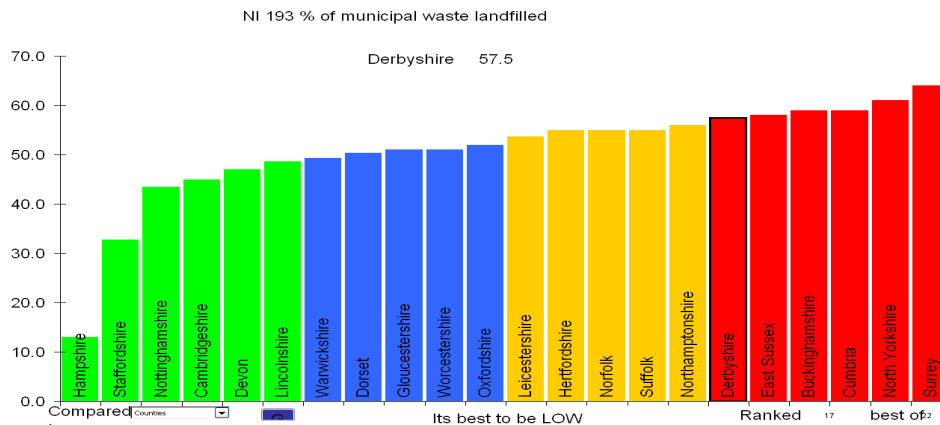
Municipal waste land filled has not met its year end 09/10 target but is performing better compared to same period last year. If all other County Councils met their year end 09/10 target, Derbyshire will be in the bottom quartile.

Working age people claiming out of work benefits in the worst performing neighbourhoods has met target but performing worse than previous year.

Per capita reductions in CO2 has met target and Derbyshire is on course to achieve their target of level 2 for planning to adapt to climate change.

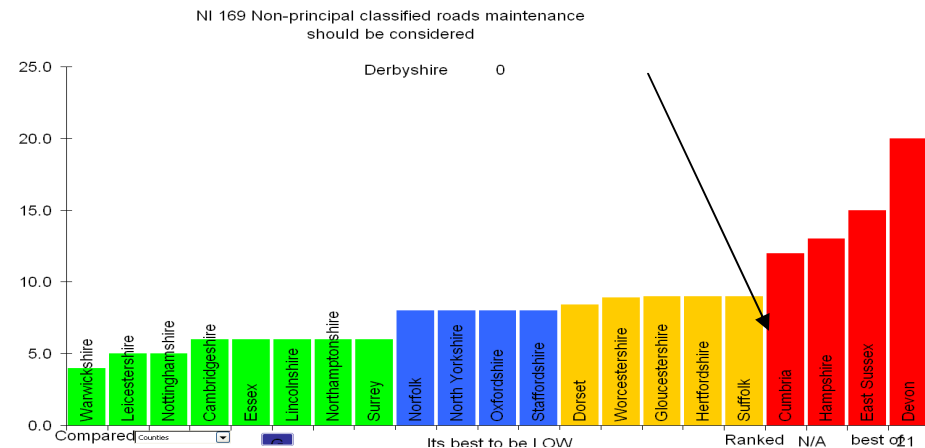
Municipal waste land filled (NI 193)

Has not met target but is performing better than previous years period. However, it is within 5% of target and therefore has amber status. The recession appears to have had a negative impact on glass and paper recycling. Work continues on initiatives to divert waste from landfill through promotional campaigns. Opportunities to recycle more commercial waste and highway maintenance arising from gully emptying would benefit and help to reach target. If all other County Councils met their year end 09/10 target, Derbyshire will be in the bottom quartile.



Non principal classified roads where maintenance should be considered (NI 169)

Has met its year end 09/10 target and directionally performing better than previous year period. At the end of 2008/09 Derbyshire was in the bottom quartile of all County Councils. If all other County Councils meet their year end 09/10 target, Derbyshire will still be in the bottom quartile with 10%.



% of small businesses in an area showing employment growth (NI 172)

Has met its year end 09/10 target at 102% of the regional performance and directionally performing better than previous year period. Start up business advice is being delivered through Business Link East Midlands. The Derbyshire Economic Partnership has also supported projects and Derbyshire's Small Business Centres and Markham Vale Environment Centre have provided accommodation for start up businesses.

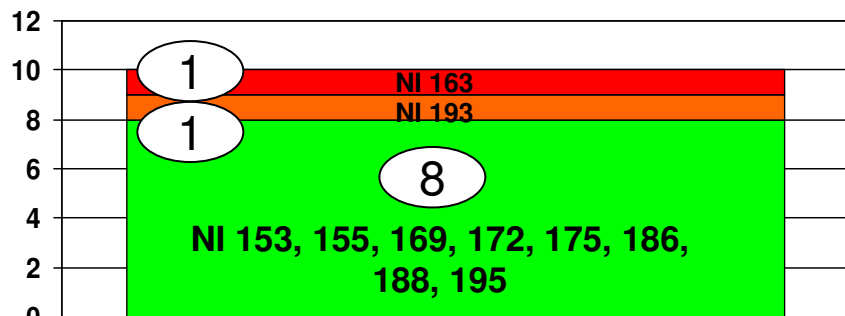
Working age people claiming out of work benefits in the worst performing neighbourhoods (NI 153)

Has met target but directionally performing worse than previous year period. Job-maets have been supporting individuals in the underperforming neighbourhoods.

Sustainable Communities

Current Performance – Quarter 4 2009/10:


Current performance shows 8 indicators on target.




Sustainable Communities LAA indicators



Directionally, 7 indicators are improving.



Sustainable Communities LAA indicators



Link to LAA priorities:

Tackle climate change has 2 Green (NI 186,188).

Reduce worklessness in disadvantaged communities has 1 Green (NI 153). Directionally this indicator is performing **worse**.

Increase the number of affordable homes has 1 green (NI 155). Comparable data not available.

Increase skills and qualifications has 1 red (NI 163). Directionally this indicator is performing **worse**.

Improve the condition of the roads has 1 green (NI 169). Directionally this indicator is performing **better**.

Develop the local economy and increase economic productivity has 1 Green (NI 172) and in the top quartile compared to other County Council areas..

Increase access to services and facilities has 1 Green (NI 175).

Manage waste in a more sustainable way has 1 Amber (NI 193) Direction of performance is **better**.

Improve street and environmental cleanliness has 1 Green (NI 195).