

LAA Performance Report: Latest performance 2010/11

November 2010

Summary of LAA so far...

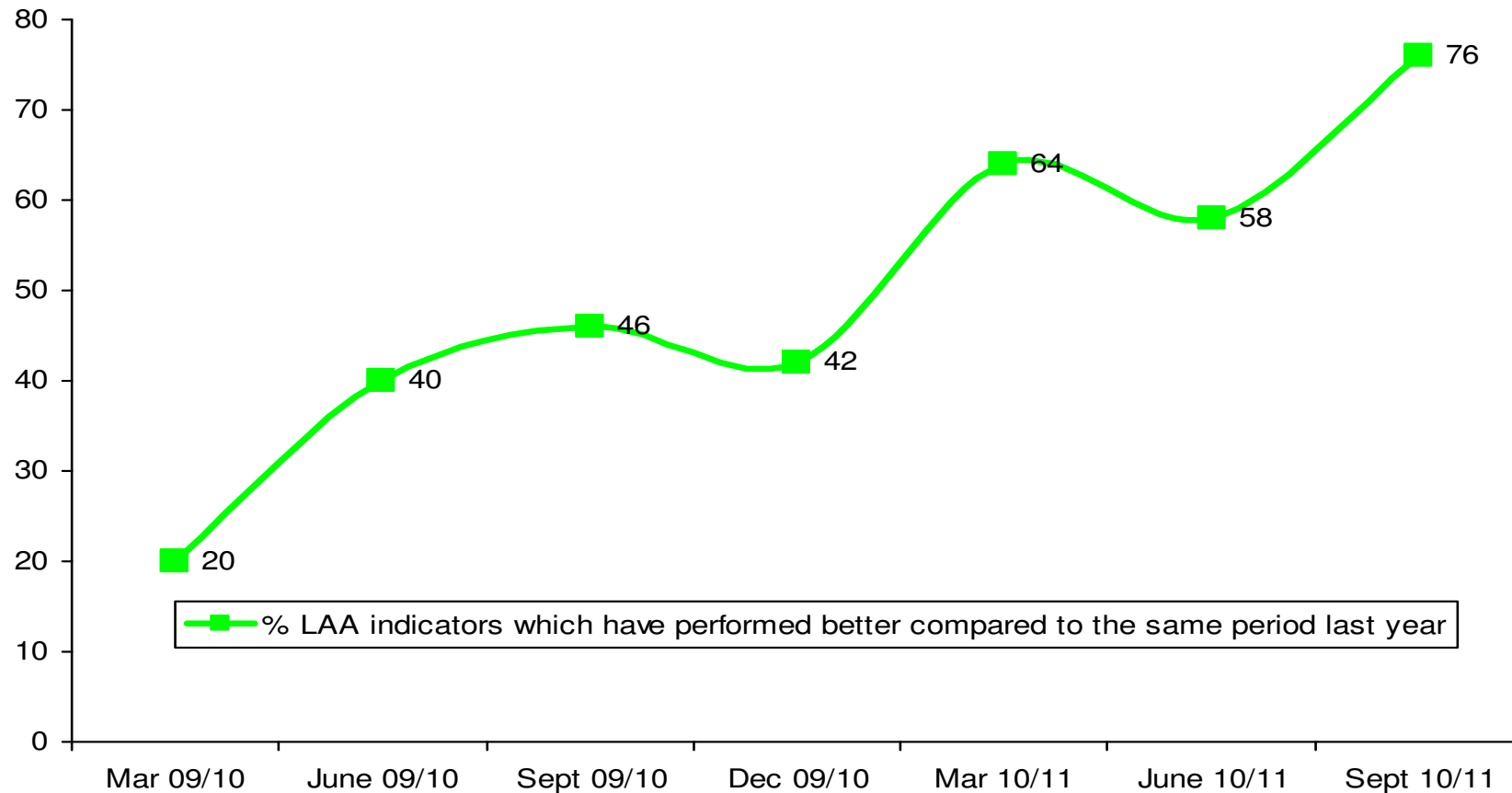


Progress over time for Derbyshire LAA (including statutory education targets):

Over the period of the LAA, starting in April 2008, Derbyshire has slowly increased the number of LAA targets that have been met or exceeded (including statutory education targets).

However, in terms of direction of performance there has been an increasing number of LAA indicators which have performed better compared to the previous years period. The number of indicators that are performing better has gone from **20%** of indicators in March 09/10 to **76%** at quarter two 2010/11, **the highest percentage it has ever been during the LAA period.**

The graph below illustrates the journey since March 2009/10 in terms of the percentage of LAA indicators that have performed better by each quarter.



Summary including mandatory educational targets

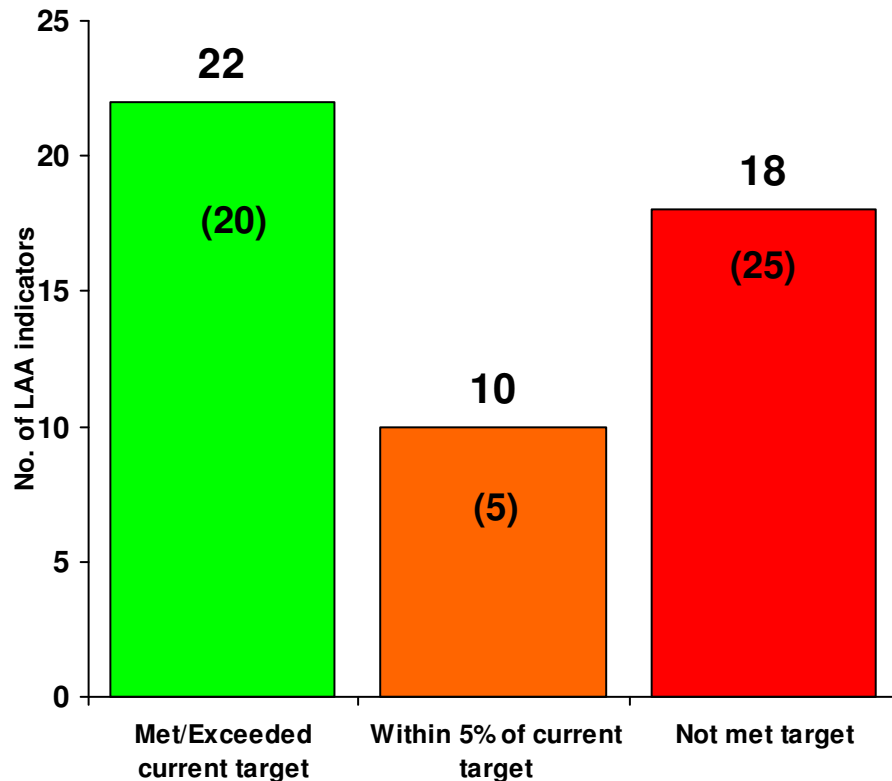


There are 22 out of 50 LAA indicators meeting their target, and 10 indicators within 5% of their target.

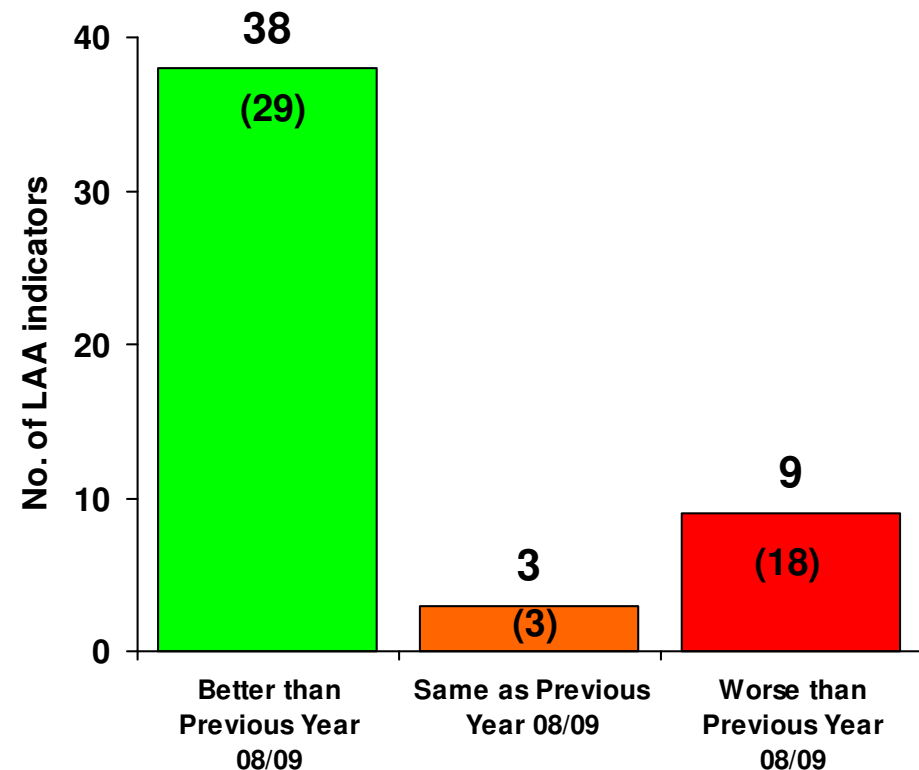
Direction of performance is split between 38 indicators doing better and 9 indicators performing worse than the previous year.






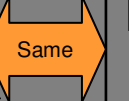
The previous quarter's performance can be seen in brackets on the bar charts.

Latest performance quarter two 2010/11 compared to target for each LAA indicator



Latest performance quarter two 2010/11 direction of performance (compared to quarter two 2009/10) by each LAA indicator



Thematic Partnership	Key Exception Messages <div style="display: inline-block; margin-left: 10px;">    </div> <div style="display: inline-block; margin-left: 10px;">    </div>	Latest Performance
Safer Communities	<p>Addaction has attracted 720 clients in the last 6 months to help lessen the increase of hospital admissions for alcohol harm.</p> <p>Adult re-offending rates have increased again after a period of decline and are not expected to meet the 2011 LAA target.</p> <p>The forecasted assaults with injury crime rate indicates that Derbyshire will not meet the 2011 LAA target.</p> <p>Fire and Rescue surpassed the 2nd quarter target after amber status in quarter 1.</p>	<p>Current progress</p> <p>5 4 2</p> <p>Direction of travel</p> <p>↑6 ↓3 ↔2</p>
Children's Trust	<p>Due to the TellUs survey ceasing, updated data for young people's participation in positive activities and their experience of bullying will no longer be available. Current performance shows Derbyshire has not met the target for young people's participation in positive activities but the target for experience of bullying was achieved.</p> <p>Derbyshire is not likely to meet the 2011 LAA targets for teenage pregnancy, breast feeding and NEET due to the relatively large gap between current performance and target.</p>	<p>Current progress</p> <p>3 4 10</p> <p>Direction of travel</p> <p>↑14 ↓3 ↔0</p>
Health and Wellbeing	<p>The mortality rates for females in Derbyshire are likely to reach the LAA targets, however male mortality rates will not meet the LAA target.</p> <p>The percentage of vulnerable people maintaining independent living will exceed the LAA target if current performance continues.</p> <p>The number of Adults with Learning Disabilities in Employment continues to fall short of the LAA target</p>	<p>Current progress</p> <p>5 0 4</p> <p>Direction of travel</p> <p>↑9 ↓0 ↔0</p>
Culture	<p>The results of the survey which measures a thriving third sector (NI7) is due in the autumn with results anticipated in March 2011. Currently we do not know whether there will be changes to the methodology and questions. It is currently not possible to comment on the final performance for NI 7.</p> <p>There have been no announcements regarding the Active People's Survey which measures adult participation in sport and use of libraries and therefore we still anticipate results which will measure progress towards our final LAA target in March 2011.</p> <p>It is uncertain whether the targets relating to adult participation in sport and use of public libraries will be achieved as they are currently performing significantly below the final LAA targets.</p>	<p>Current progress</p> <p>1 1 1</p> <p>Direction of travel</p> <p>↑1 ↓1 ↔1</p>
Sustainable Communities	<p>The indicator for the percentage of the working age population qualified to at least level 2 has consistently been below the LAA target and will not achieve the final 2011 LAA target.</p> <p>Derbyshire should achieve the final LAA target for the percentage of Derbyshire's B-road and C-road network where maintenance should be considered although it is currently within 5% (amber status).</p> <p>The percentage of waste land filled is currently exceeding target and performing better compared to last year. However, it may not meet the final LAA target due to increases in municipal waste going to land fill in the second half of the year.</p>	<p>Current progress</p> <p>8 1 1</p> <p>Direction of travel</p> <p>↑8 ↓2 ↔0</p>

Where we will be at end of 2011 LAA period: Projections



Already meeting/likely to meet 2011 LAA target

15

1. Serious acquisitive crime rate
2. Repeat incidents of domestic violence
3. Primary fires
4. Services for disabled children
5. Mortality rates for Derbyshire females
6. % vulnerable people maintaining independent living
7. First time entrants to youth justice system at court entry level
8. All drug users in effective treatment
9. % of small businesses in an area showing employment growth
10. Access to services and facilities by public transport, walking and cycling
11. Working age people claiming out of work benefits in the worst performing neighbourhoods
12. Per capita reduction in CO2 emissions in the LA area
13. Planning to adapt to climate change
14. Secondary school persistent absence rate
15. End of life palliative care

At risk of not meeting 2011 LAA target

14

1. People from different backgrounds getting on well
2. Assault with injury crime rate
3. People killed or seriously injured on roads
4. % of children in Year 6 who are obese
5. Adult participation in sport
- 6-7. Mortality rates for and Bolsover males and females
8. Improved street and environmental cleanliness
9. Non-principal roads where maintenance should be considered.
10. Number of affordable homes delivered
11. Environment for a thriving third sector
12. Use of public libraries
13. Adults with learning disabilities into employment
14. % of municipal waste land filled

Will not meet 2011 LAA target

19

1. Adult re-offending rates
2. Understanding of local concerns about ASB
3. Hospital admissions for alcohol related harm
4. 16 to 18 year who are NEET
5. % of infants being breastfed at 6-8 weeks
6. Under 18 conception rate
7. Carers receiving needs assessment or review
8. Social care clients receiving Self Directed Support
9. Working age population qualified to at least level 2 or higher
10. Mortality rates for Derbyshire males
- 11-19. Nine Statutory Education targets.

Due to the TellUs survey being abolished, there are no data updates available for young people's participation in positive activities and their experience of bullying.

Safer Communities: Key Messages



Key Messages:

Addaction has attracted 720 clients in last 6 months to help lessen the increase in hospital admissions for alcohol harm.

Adult re-offending rates have increased again after a period of decline. This indicator is not expected to achieve the 2011 LAA target.

The forecasted assaults with injury crime rate indicates that Derbyshire will not achieve the 2011 LAA target.

Fire and Rescue surpassed the 2nd quarter target after amber status in Quarter 1.

Assault with injury crime rate (NI 20)

Where we are now:

This indicator has not been meeting target for the last 8 months, albeit within 5% each time. The current performance of 7 assaults per 1,000 population is approximately 90 assaults across the county more than the target. The graph below illustrates this trend. It is also performing worse when compared to same period last year.

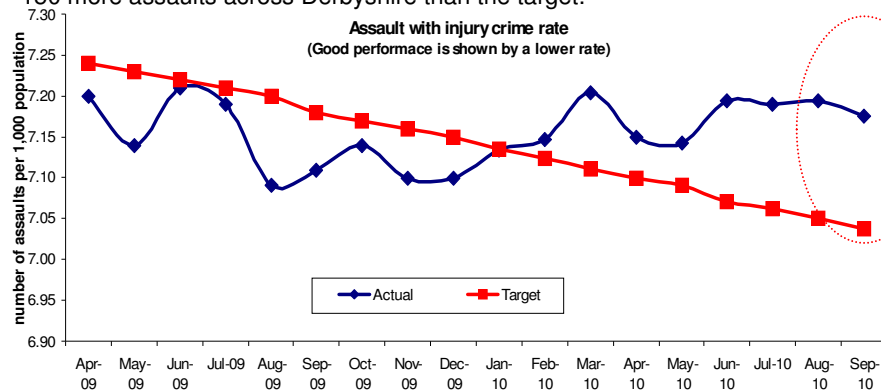
What is being done:

Initiatives such as Alcohol Awareness courses for those in receipt of a fixed penalty notice for alcohol related public order offences, the Derbyshire Support and Advice for Men (SAM) project for male victims of domestic abuse and the Challenge 25 project aimed at reducing the risk of selling alcohol to those under the age of 18 have taken place to help reduce the assault with injury crime rate.

Where will we be at the end of 2011 LAA period?

Final performance indicates that Derbyshire will move from the bottom to the third quartile of all County Council areas if all others achieve their end of year LAA targets.

Based on performance data since March 08 and applying it to future performance Derbyshire will not meet their 2011 LAA target. This is approximately 150 more assaults across Derbyshire than the target.



Adult re-offending rate (NI 18)

Where we are now:

This indicator is continuing not to meet the target. **The rate of re-offending has increased for 3 consecutive quarters to 6%**, as shown in graph below. However, current performance is better compared to the previous years rate of 7.9%.

What is being done:

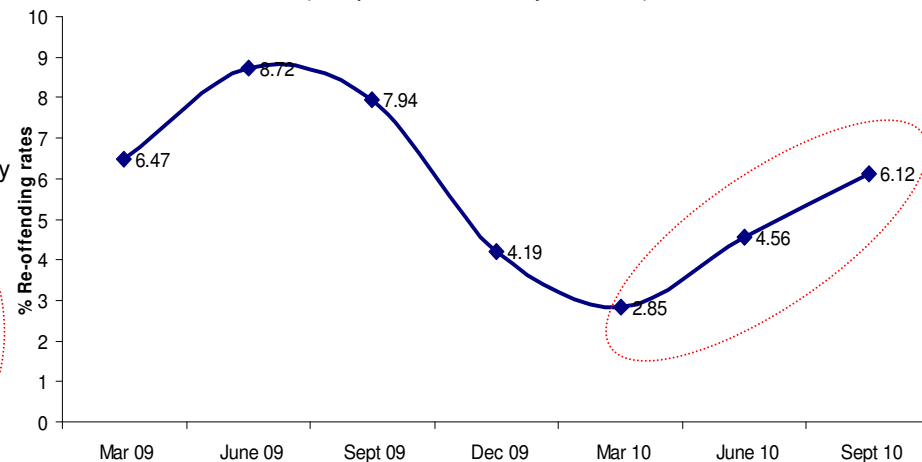
An Integrated Offender Management model will help to target those offenders highly likely to re-offend. Probation will identify and prioritise these offenders, complementing Integrated Offender Management arrangements. The Persistent and Priority Offender scheme have new arrangements with Children Centres to support families (including debt advice) and ties will be strengthened with HMP Nottingham.

Where will we be at the end of 2011 LAA period?

Final performance will mean Derbyshire will move into the second quartile from third of all County Council areas if all others meet their end of year LAA targets. It is anticipated that improvements across the pathways will have a positive impact re-offending rates.

However, Derbyshire is not expected to meet the 2011 LAA target due to the significant gap between current performance to target of -8%.

Adult re-offending rates for those under probation supervision
(Good performance is shown by a lower rate)



Safer Communities: Latest Performance LAA Overall



Indicator	Target status	Direction of Performance	Quartile Position	Quartile Movement
People from different backgrounds get on well together (NI 1)	74% of people (same as last year)	↔	Bottom	↔
Serious acquisitive crime rate (NI 16)	9.3 people per 1,000 population v 11.2 last year.	↑	Second	↑
Adult re-offending rates (NI 18)	6.1% difference between actual and predicted v 7.9% last year	↑	Third	↔
Assault with injury crime rate (NI 20)	7.18 people per 1,000 population v 7.11 people last year	↓	Bottom	↔
Concerns about ASB and crime (NI 27)	20% of people (same as last year)	↔	Bottom	↔
Repeat incidents of domestic violence (NI 32)	17.9% repeat referrals v 8.6% last year.	↑	Top	↔
Hospital admissions for alcohol related harm (NI 39)	1, 839 people per 100k population v 1,762 last year	↓	Bottom	↔
People killed or seriously injured in RTAs (NI 47)	Average of 456 casualties over 3 year period with 24 more casualties in 09 v 08.	↓	Bottom	↓
Primary fires (NI 49)	83 per 1,000 population v 92 last year.	↑	Second	↓

Children's Trust: Key Messages



Key Messages:

Due to the TellUs survey ceasing, updated data for young people's participation in positive activities and experience of bullying is no longer available. Current performance shows Derbyshire has not achieved the target for the former but has for latter.

Derbyshire is not likely to meet the 2011 LAA target for teenage pregnancy, breast feeding and NEET due to the relatively large gap between current performance and the target.

% infants being breastfed at 6-8 weeks (NI 53)

Where we are now:

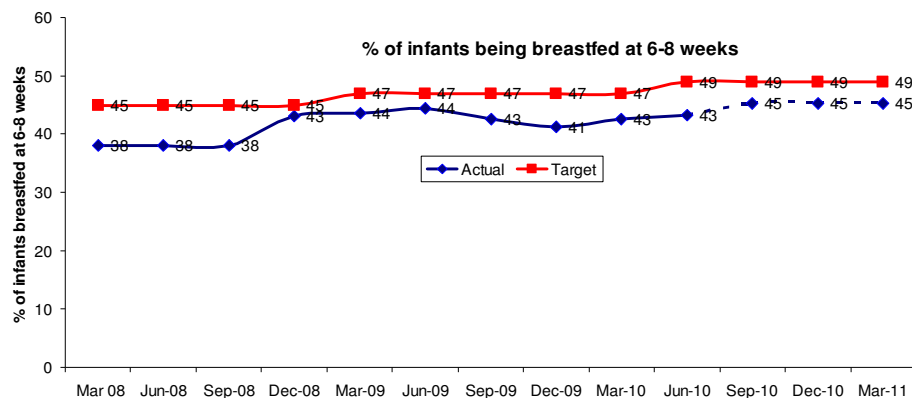
This indicator is not achieving target, with 45% of infants recorded as being breastfed against a target of 49%. It is however, performing better compared to previous year's period of 42%, which equates to approximately 115 more infants this year.

What is being done:

100% of children's centres should have Baby Friendly best practice standards by March 2011. Chesterfield Royal Hospitals initiation rates are improving and making progress towards reaccreditation for Baby Friendly best practise standards. A Breastfeeding peer support scheme tender in areas of deprivation and low breastfeeding rates is progressing.

Where will we be at the end of 2011 LAA period?

If the 2010/11 target is achieved, Derbyshire will remain in the third quartile of all County Council areas if all others meet their end of year LAA targets. **Based on past performance rates and forecasting forward, Derbyshire is not likely to meet its 2011 LAA target.** The graph below demonstrates how performance has consistently not met target and has levelled out since December 2008. **There is a shortfall of approximately 160 infants between current performance and 2010/11 LAA target.**



16 to 18 year olds who are not in education, training or employment (NEET) (NI 117)

Where we are now:

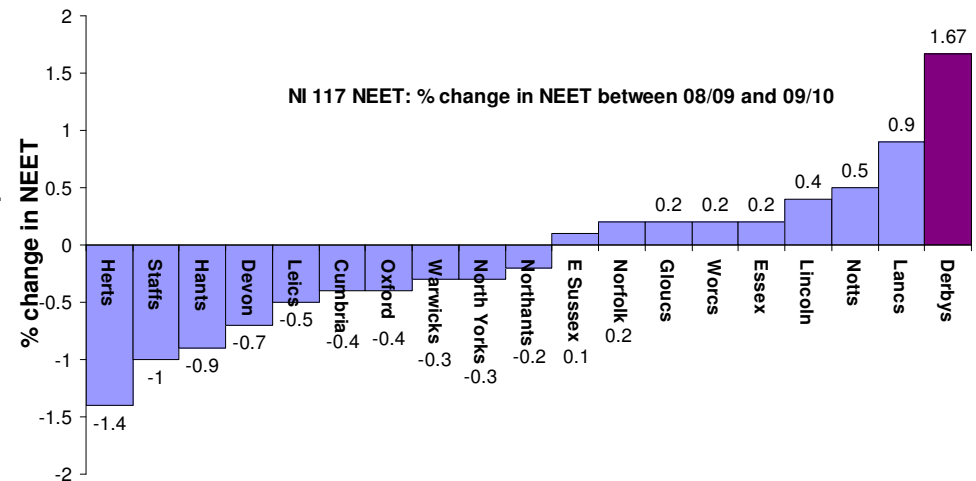
This indicator is not meeting the quarter 2 2010/11 target with 9.6% of 16-18 year olds who are recorded as NEET against a target of 5.7%. It is performing worse compared to previous years period of 5.8%.

What is being done:

The increase in NEET has been strongly influenced by the downturn of the economy. A partnership research project has been undertaken to ensure that resources are appropriately distributed across the county.

Where will we be at the end of 2011 LAA period?

Final performance will mean Derbyshire will remain in the bottom quartile of all County Council areas if all others meet their end of year LAA targets. **Derbyshire is not likely to meet the 2011 LAA target due to the current provision and economic situation.** The graph below illustrates Derbyshire's position in relation to other County Councils with the highest increase in NEET, shown by the bar above the axis (showing an increase in NEET).



Children's Trust: Latest Performance LAA Overall



Indicator	Target status	Direction of Performance	Quartile Position	Quartile Movement
Services for disabled children (NI 54)	68% of people v 57% last year	↑	Top	↑
Young people's participation in positive activities (NI 110)	65% of young people v 69% last year	↓	Bottom	↔
16 to 18 year olds who are not in education, training or employment (NEET) (NI 117)	9.7% of 16-18 year olds v 5.8% last year	↓	Bottom	↓
Children who experience bullying (NI 69)	31% of children v 54% last year	↑	Second	↑
% of infants being breastfed at 6-8 weeks (NI 53)	45% of infants v 42% last year	↑	Third	↓
Under 18 conception rate (NI 112)	-23% change on 1998 baseline v -13% last year	↑	Top	↑
% of children in year 6 with height and weight recorded who are obese (NI 56)	18% of year 6 children v 17% last year	↓	Third	↔
Statutory Education targets (10)	5 did not meet final 10/11 target. 4 came within 5% of target.	Of these 9, EIGHT are performing BETTER and 1 WORSE	Top = 1 Second = 2 Third = 5 Bottom = 2	↔ 5
	1 met final 10/11 target.	Performed BETTER		↓ 5

Health and Wellbeing: Key Messages



Key Messages:

Mortality rates of females in Derbyshire are likely to reach LAA targets, however male mortality rates will not reach the LAA target.

The % of vulnerable people maintaining independent living will exceed the LAA targets if current performance is maintained.

The number of Adults with Learning Disabilities in Employment continues to fall short of the LAA target.

% of vulnerable people who are supported to maintain independent living (NI 142)

Where we are now:

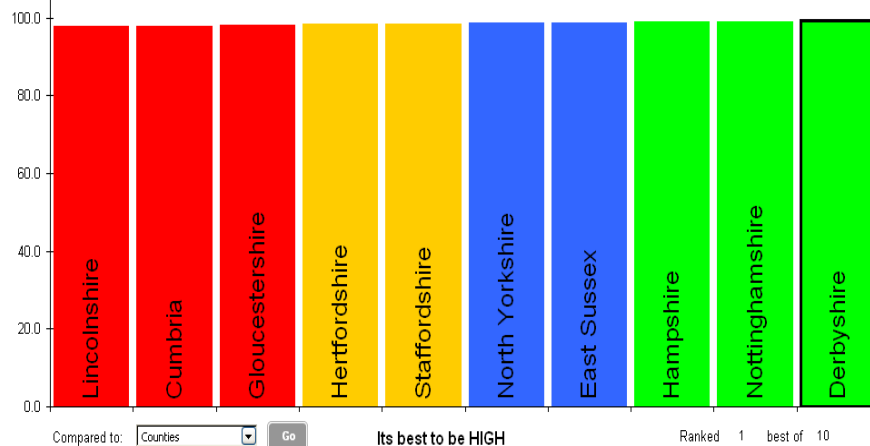
This indicator is exceeding target with 99.3% of vulnerable people being supported, against a target of 99%. It is performing better compared to previous years quarter 2 period of 99%.

What is being done:

Further increases may occur with the commencement of new services and ending the old ones.

Where will we be at the end of 2011 LAA period?

Final performance will mean Derbyshire will fall from the top of the 1st quartile to the second of all County Council areas if all others meet their end of year LAA targets. **However, the margins are very slight (eg 0.2%) and on current performance, Derbyshire should remain in the top quartile.** Year end 2009/10 performance shows Derbyshire to be at the top of the 1st quartile, as shown in the graph below.



All age all cause mortality rates (NI 120)

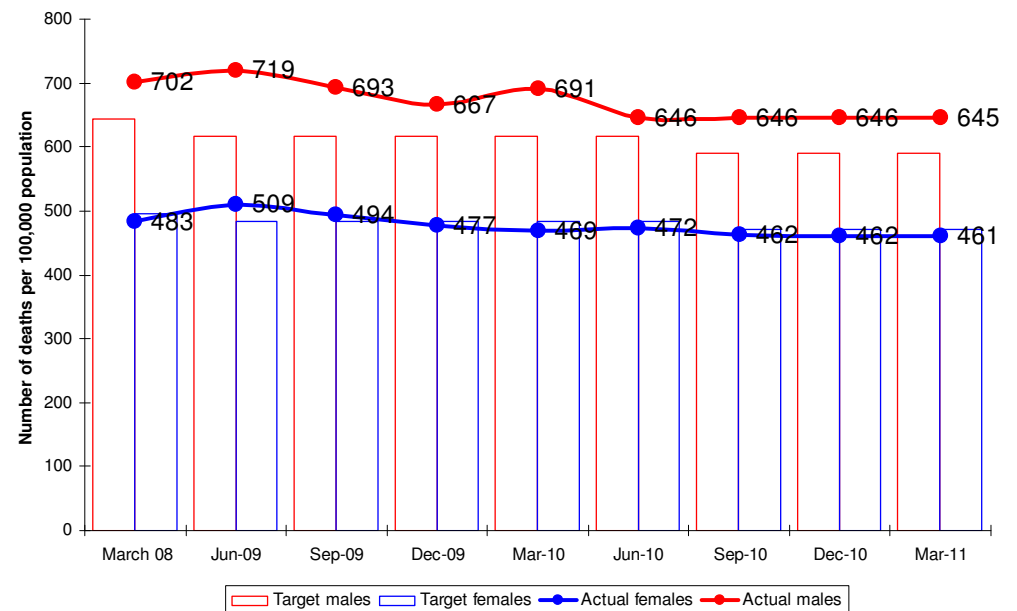
Where we are now:

This indicator is not meeting the target for males with 646 per 100k population dying against a target of 591. However, directionally it is better compared to the 2009/10 figure of 693. Conversely, females are meeting target with 462 deaths against a target of 470 this is better than the previous year's performance.

Where will we be at the end of 2011 LAA period?

National Indicator data from OnePlace shows Derbyshire to have remained in a mid quartile position over the last 5 years when looking at males and females combined. **To meet the 2010/11 targets it would require approximately 85 fewer females and 388 fewer males dying this year compared to last.** The graph highlights that Derbyshire may meet their target for females but not males.

All age all cause mortality rate for Derbyshire males and females



Health and Wellbeing: Latest Performance LAA Overall



Indicator	Target status	Direction of Performance	Quartile Position	Quartile Movement
End of life access to palliative care enabling people to die at home (NI 129)	20% of people who died choose to at home v 19.7% the year before	↑	n/a	n/a
Carers receiving needs assessment or review and a specific carer's service, or advice and information (NI 135)	37% of carers v 22% last year	↑	Top	↑
All age all cause mortality rate females (NI 120a)	462 per 100,000 population died v 493 last year	↑	Mid	↔
All age all cause mortality rate males (NI 120b)	646 per 100,000 population died v 693 last year	↑	Mid	↔
All age all cause mortality rate females Bolsover	503 per 100,000 population died v 590 last year	↑	n/a	
All age all cause mortality rate males Bolsover	736 per 100,000 population died v 778 last year	↑		
Adults with learning disabilities (LD) in employment (NI146)	66 adults with LD v 38 last year	↑	Bottom	↔
% of vulnerable people who are supported to maintain independent living (NI 142)	99.3% of vulnerable people v 99% last year	↑	Top	↑
Social care clients receiving Self Directed Support (NI 130)	10.3% of clients v 7% last year	↑	Bottom	↔

Culture: Key Messages



Key Messages:

The results of the survey which measures a thriving third sector (NI7) are anticipated in March 2011. Currently we do not know whether there will be changes to the methodology and questions.

There have been no announcements regarding the Active People Survey, which measures adult participation in sport and use of libraries and therefore we still anticipate results which will measure progress towards our final LAA target in March 2011.

It is uncertain whether the targets relating to adult participation in sport and use of public libraries will be achieved as they are currently performing significantly below the final LAA targets. It is currently not possible to comment on NI 7.

Environment for a thriving third sector (NI 7)

Where we are now:

This indicator is still at baseline with 14% of third sector organisations who are positive that the local statutory bodies influence the success of organisations in the local third sector.

What is being done:

Further baseline research into the sector has been carried out and a funders forum has been established. Raising the profile of the sector is also a priority, with the Voice project helping to achieve this.

Where will we be at the end of 2011 LAA period?

Final performance will mean Derbyshire will remain in the bottom quartile if all County Council areas if all others meet their end of year LAA targets. **An increase in performance of 1% will move Derbyshire up to the third quartile and 2% to the second.**

Use of public libraries (NI 9)

Where we are now:

This indicator is not meeting target, with 44% of people stating that they have used libraries against a target of 48%. This is a statistically insignificant change from the 2008/9 performance of 46%.

What is being done:

Self service machines that allow library users to issue and return their own books are being installed in 12 libraries across the county in order to improve customer experience, public Wi-Fi has been extended to 10 libraries, Health Zones have been set up in two libraries, Bookstart packs are being delivered to almost 100% of children aged 9, 18 and 36 months and the Summer Reading Challenge attracted record numbers of children over the school summer holiday period.

Where will we be at the end of 2011 LAA period?

Derbyshire was the only County Council to include this measure in their LAA. Therefore there is little comparative target data. Of the 9 areas to publish targets, Derbyshire will be in the second quartile if all others meet their end of year targets. However, **it is not expected Derbyshire will meet the final LAA target due to the gap between current performance and the target.**

Adult participation in sport (NI 8)

Where we are now:

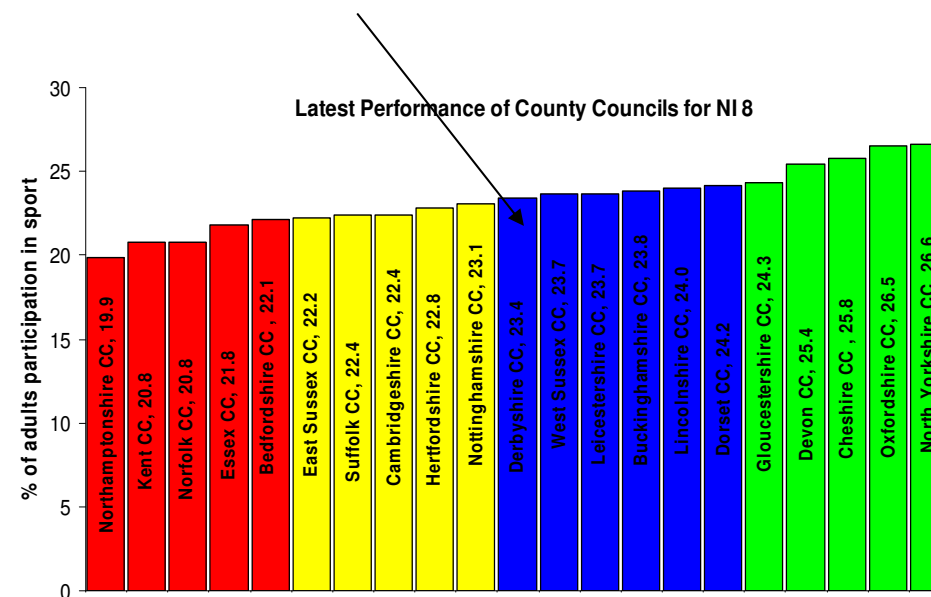
This indicator is within 5% of the target with 23% adults recorded as doing some physical activity against a target of 24%. This is a statistically significant increase on 2008/09 performance of 21%.

What is being done:

Performance between districts varies greatly. Amber Valley, Chesterfield, Dales, Erewash and High Peak have all shown increases while Bolsover, North East and South Derbyshire have shown decreases.

Where will we be in at the end of 2011 LAA period?

Given current performance it is likely that Derbyshire could stay in their 2nd quartile position. There is however some uncertainty as to whether the 2011 LAA target will be met given the distance needed to achieve 25%.



Culture: Latest Performance LAA Overall



Indicator	Target status	Direction of Performance	Quartile Position	Quartile Movement
Environment for a thriving third sector (NI 7)	14.3%, same as year before	↔	Bottom	↔
Adult participation in sport (NI 8)	23.4% of adults v 23% last year	↑	Second	↑
Use of public libraries (NI 9)	44% of people have used library in last 12 months v 46% last year	↓	Third	↑

Sustainable Communities: Key Messages



Key Messages:

The percentage of the working age population qualified to at least level 2 has consistently remained below the LAA target and has not achieved the final 2011 LAA target.

It is anticipated that Derbyshire will meet the final LAA target for the percentage of the B-road and C-road network where maintenance should be considered, although it is currently within 5% (amber status).

The percentage of waste land filled is currently exceeding the target and performing better compared to last year. However, it may not meet the final LAA target due to increases in municipal waste going to land fill in the second half of the year.

Percentage of municipal waste land filled (NI 193)

Where we are now:

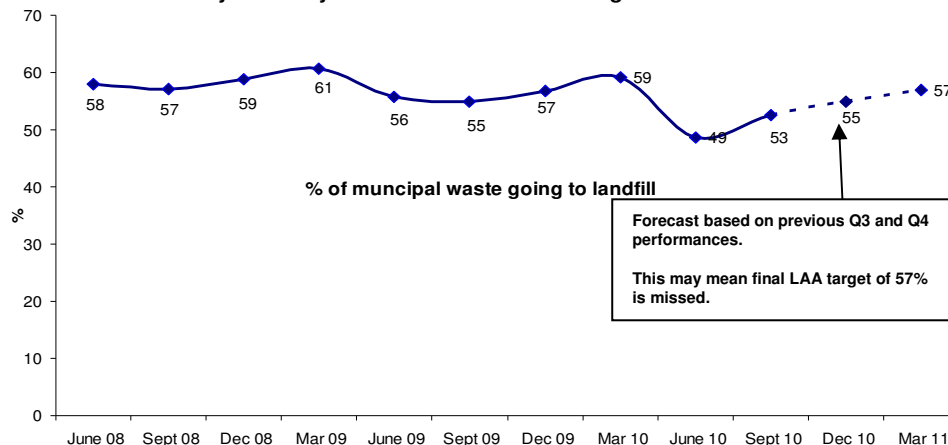
This indicator is currently performing at 52.5% of municipal waste being sent to land fill against a target of 54.5%. This is better compared with performance in the same period last year of 55% or over 4,000 less tonnes.

What is being done:

Initiatives such as a battery recycling campaign delivered through local libraries, providing opportunities for residents to recycle small electrical items at events throughout the county, continuing to offer discounted compost bins and promoting the Real Nappy Campaign have been delivered by the partnership to help increase recycling and therefore reduce the amount of waste sent to landfill.

Where will we be at the end of 2011 LAA period?

Final performance will mean Derbyshire will be in the bottom quartile of all County Council areas if all others achieve their end of year LAA targets. **Although currently on target, historically more municipal waste goes to land fill in the second half of the year.** The graph below highlights this. **Therefore Derbyshire may not meet their final LAA target.**



Working age population qualified to at least level 2 or higher (NI 163)

Where we are now:

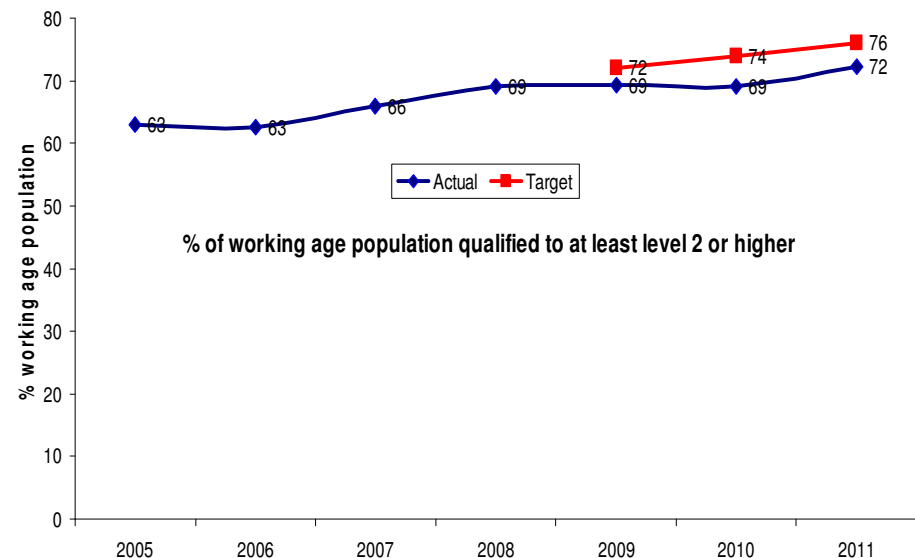
This indicator has not met target. Currently 72% of the working age population are qualified to at least level 2 against a target of 76%. This is approximately 20,000 people short of the target. This is better than the previous years performance of 69% and better than the national average of 71%.

What is being done:

The Adult Community Education Service continues to promote and offer a range of level 2 courses across the county in a variety of curriculum areas. Provision is suitable for those of working age who are in employment and those seeking employment or career progression.

Where will we be at the end of 2011 LAA period?

Final performance will mean that Derbyshire will remain in the third quartile of all County Council areas if all others meet their end of year LAA targets. This will be known when we receive the latest PwC data in December 2010. The graph below highlights gradually improving performance, but not to target levels.



Sustainable Communities: Latest Performance LAA Overall



Indicator	Target status	Direction of Performance	Quartile Position	Quartile Movement
% of small businesses in an area showing employment growth (NI 172)	102% of East Midlands average v 100% last year	↑	Second	↔
Improved street and environmental cleanliness – levels of litter (NI 195a) and detritus (NI 195b)	5% of land below standard for litter and 14% for detritus	↑	Second	↑
Non-principal classified roads where maintenance should be considered (NI 169)	10% of roads v 11% last year	↑	Third	↑
Access to services and facilities by public transport, walking and cycling (NI 175)	42,400 people able to access v 45,000 last year	↓	n/a	
Working age population qualified to at least Level 2 or higher (NI 163)	72% of working age people v 69% last year	↑	Third	↔
Number of affordable homes delivered (NI 155)	478 homes v 424 last year	↑	n/a	
% of municipal waste land filled (NI 193)	52% land filled v 55% last year	↑	Bottom	↔
Working age people claiming out of work benefits in the worst performing neighbourhoods (NI 153)	29% of working age people v 27% last year	↓	Top	↔
Per capita reduction in CO2 emissions in the LA area (NI 186)	8% reduction	↑	n/a	
Planning to adapt to climate change (NI 188)	Level 2 v Level 1 last year	↑	n/a	